






# November 2007



Sun	Mon	Tue	Wed	Thu	Fri	Sat
				1 We will make a predictable book today. We will taste pumpkin seeds.	2 We will sort and graph smarties. We will talk about our feelings.	3 
4	5 <b>Ww</b> is for Winter. How do we know that winter is coming?	6 <b>Library Book Bags</b> How do people prepare for winter?	7 How do animals that stay active prepare for the winter months?	8 <b>Ss</b> is for squirrels. We will learn the colour word <b>BROWN</b> today.	9 <b>Book Bags</b> <b>Remembrance Day Activities</b>	10
11 	12 We will read <u>Time to Sleep</u> by <b>Denise Fleming</b> .	13 <b>Library Book Bags</b> What happens when an animal hibernates?	14 <b>Bb</b> is for bear. We will learn about black bears today.	15 We will continue our study of bears. We will learn the colour word <b>BLACK</b> .	16 <b>Book Bags</b> We will read about <b>Corduroy Bear</b> . We will sequence story events.	17
18	19 We will learn about animals that <b>migrate</b> . We will make a book about them.	20 <b>Library Book Bags</b> We will start work on an animal mural.	21 We will continue work on our animal mural.	22 We will learn how to write simple animal reports.	23 <b>Book Bags</b> We will work on our own simple animal report.	24
25 	26 We will focus on shapes as we create plasticine animals.	27 <b>Library Book Bags</b> We will make homes for our animals.	28 We will focus on the letter/sound of <b>Nn</b> today.	29 We will complete paintings about animals in the winter months.	30 <b>Book Bags</b> We will make a "compliment tree" and learn how to be an encourager.	